

Bring *Technology to Life!*



Ebola Virus (Zaire) Nucleic Acid Detection Kit

(Fluorescence PCR Method)

Ebola Virus is a virulent infectious virus that can cause Ebola hemorrhagic fever in humans and primate animals. It is highly pathogenic and infectious, with mortality rates as high as 50% to 90% in some subtypes. It is listed by WHO as one of the most serious viruses to human beings, with biosafety level 4 (BSL-4). Fruit bats are the natural host of the Ebola Virus.

There are five subtypes of Ebola Virus, according to their pathogenicity to humans, classified into EBO-Zaire, EBO-Sudan, EBO-B, EBO-C, and EBO-R.

The Tianlong Ebola Virus (Zaire) Nucleic Acid Detection Kit is for the qualitative detection of Ebola Virus (Zaire) RNA by Real-time Reverse Transcription Polymerase Chain Reaction (Real-time RT-PCR) method. It can help control the spread of the Ebola virus at its source and assist in public healthcare management.

FEATURES



Reliable Detection

Qualitative detection of Ebola virus in serum sample



High Precision

The precision values of intra and inter Ct values were all $\leq 5\%$



Safe and Accurate

Collocating with Tianlong Whole Blood Genomic DNA Extraction Kit can make your experiment more accurate



User-friendly

Widely applicable in instruments with FAM, VIC (HEX) fluorescence channels



More Accessible

CE marked, accessible for more countries



DATA INTERPRETATION

Figure 1: Ebola virus amplification curve

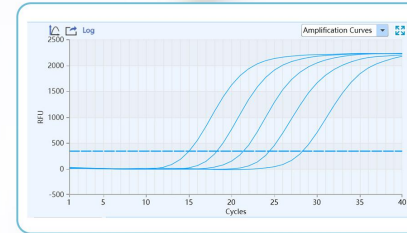
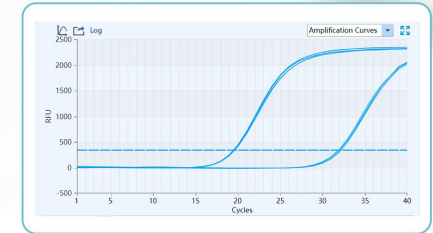


Figure 2: High concentration and low concentration Ebola virus repetitive amplification curve



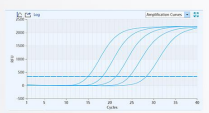
Ebola virus positive standard: If the Ct value is ≤ 37 , the result can be considered Ebola Virus (Zaire) Positive.

ORDERING INFORMATION

| | |
|----------------------|--|
| Product Name | Ebola Virus (Zaire) Nucleic Acid Detection Kit (Fluorescence PCR Method) |
| Cat.No | P114H |
| Specification | 32T/Kit |
| Specimen | Serum |
| Target Pathogen | Ebola virus |
| Sensitivity | 150 copies/mL |
| Precision | $\leq 5\%$ |
| Storage & Validity | -25°C~-15°C for 12 months |
| Applicable Equipment | Instruments with FAM, HEX/VIC fluorescence channels such as Applied Biosystems™ 7500 real time PCR systems, Tianlong Gentier Real-time PCR |

ASSAY WORKFLOW

- 1 Sample Collection
- 2 Nucleic Acid Extraction
- 3 PCR Detection
- 4 Analysis and Report



version 2.0

All rights reserved by Tianlong. August 6, 2022



Tianlong Science and Technology

Mail: inquiry@medtl.com

Phone: 86 029 82682132

website: www.tlgenetech.cn

Address: No. 389 Zhuhong Road, Xi'an, China