

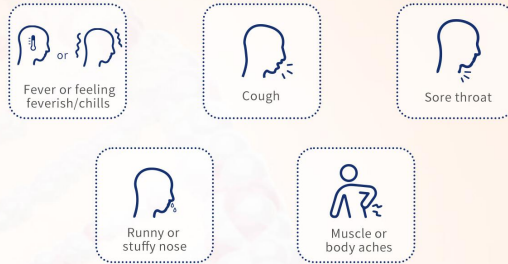
Bring **Technology to Life!**



Human Influenza Virus B (Yamagata&Victoria) and A (H1&H3) Nucleic Acid Multiplex Detection Kit (Fluorescence PCR Method)

Influenza virus infection can cause headache, fever, body ache, nasal congestion, sore throat, and other symptoms. Influenza viruses include type A, B, and C, with type A being the most likely to cause epidemics, followed by type B, and type C rarely causing epidemics. Influenza A virus can be divided into 16 H subtypes (H1~H16) and 9 N subtypes (N1~N9). Influenza B virus is not classified, but there are mainly two lineages - Yamagata (Y) and Victoria (V). At present, the main human infections are the H1, H3 subtypes of influenza A viruses and the Victoria and Yamagata strains of influenza B viruses.

Tianlong Human Influenza Virus B (Yamagata&Victoria) and A (H1&H3) Nucleic Acid Multiplex Detection Kit is intended for the qualitative detection of Influenza virus B (Yamagata&Victoria) and A (H1&H3) RNA by Real-time RT-PCR method. It is suitable for people with influenza virus symptoms or those who have been in close contact with influenza patients.



FEATURES



Innovative 3-in-1 tube PCR

Innovative single-tube PCR, with reaction solution, primers and PCR enzymes in one tube, minimize time of sample adding. PCR detection within 40 minutes

Upgraded single-tube PCR



Genotype Reporting

Identification and differentiation of Influenza A subtype H1&H3 and Influenza B lineages Yamagata&Victoria in respiratory samples from patients with signs and symptoms of respiratory infection



Various Specimen

Oropharyngeal swabs, nasopharyngeal swab



User-friendly

Widely applicable in instruments with FAM, VIC (HEX), ROX (Texas Red), Cy5 fluorescence channels



More Accessible

CE marked, accessible for more countries

DATA INTERPRETATION

Figure 1: Positive standard amplification curve

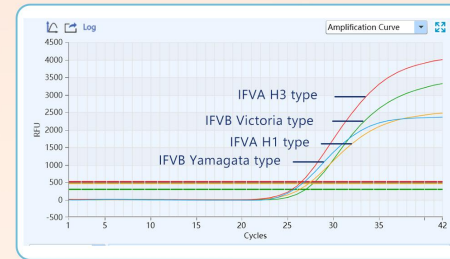
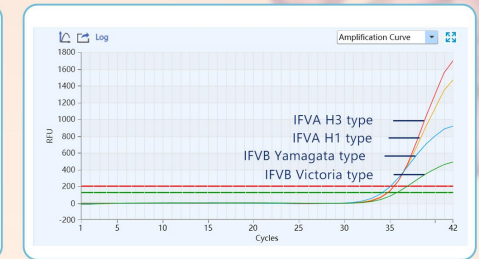


Figure 2: LOD amplification curve



ORDERING INFORMATION

Product Name	Human Influenza Virus B (Yamagata&Victoria) and A (H1&H3) Nucleic Acid Multiplex Detection Kit (Fluorescence PCR Method)
Cat.No	P255H
Specification	25T/Kit
Specimen	Oropharyngeal swabs, nasopharyngeal swab
Sensitivity	500 copies/mL
Precision	≤5.0%
Storage & Validity	-25°C~-15°C for 12 months
Applicable Equipment	Instruments with FAM, VIC (HEX), ROX (Texas Red), Cy5 channels such as Applied Biosystems™ 7500 Real-Time PCR Systems and Tianlong Gentier Real-time PCR Systems

ASSAY WORKFLOW



version 2.0

All rights reserved by Tianlong. August 8, 2022



Tianlong Science and Technology

Mail: inquiry@medtl.com
Phone: 86 029 82682132
website: www.tlgenetech.cn
Address: No. 389 Zhuhong Road, Xi'an, China