

Bring *Technology to Life!*

Human Cytomegalovirus (HCMV) Nucleic Acid Detection Kit (Fluorescence PCR Method)

The Tianlong Human Cytomegalovirus (HCMV) Nucleic Acid Detection Kit is an in vitro polymerase chain reaction (PCR) assay for the quantitative detection of human cytomegalovirus (HCMV) DNA in human urine sample.

HCMV is a common virus that remains dormant in healthy individuals. In immunocompromised patients, HCMV can lead to serious complications. Precise and timely quantitation of HCMV in critically ill patients is important to guide preemptive strategies for disease prevention, diagnose onset of condition, monitor response to therapy, and detect reactivation of latent virus. The results from the test must be interpreted within the context of all relevant clinical and laboratory findings. It is not intended as a screening test for the presence of HCMV DNA.

FEATURES




Traceability to the WHO Standard

Precise and fully traceable quantification according to 1st WHO International Standard for Human Cytomegalovirus for Nucleic Acid Amplification Techniques (NIBSC 09/162)



HCMV Viral Load Monitoring

Detection and quantification of Human Cytomegalovirus (HCMV) DNA, enabling a common strategy to be developed in the management of HCMV infection and help in clinical decision making



Accurate HCMV Viral Load Quantification

Accurate HCMV viral load quantification over a broad linear range from 1.0×10^3 copies/mL to 1.0×10^8 copies/mL



Internal Control

The use of internal control system in the kit can effectively prevent false negative results



Good Compatibility

Widely applicable in instruments with FAM, VIC (HEX) fluorescence channels

DATA INTERPRETATION

Figure 1: Gradient concentration HCMV amplification curve

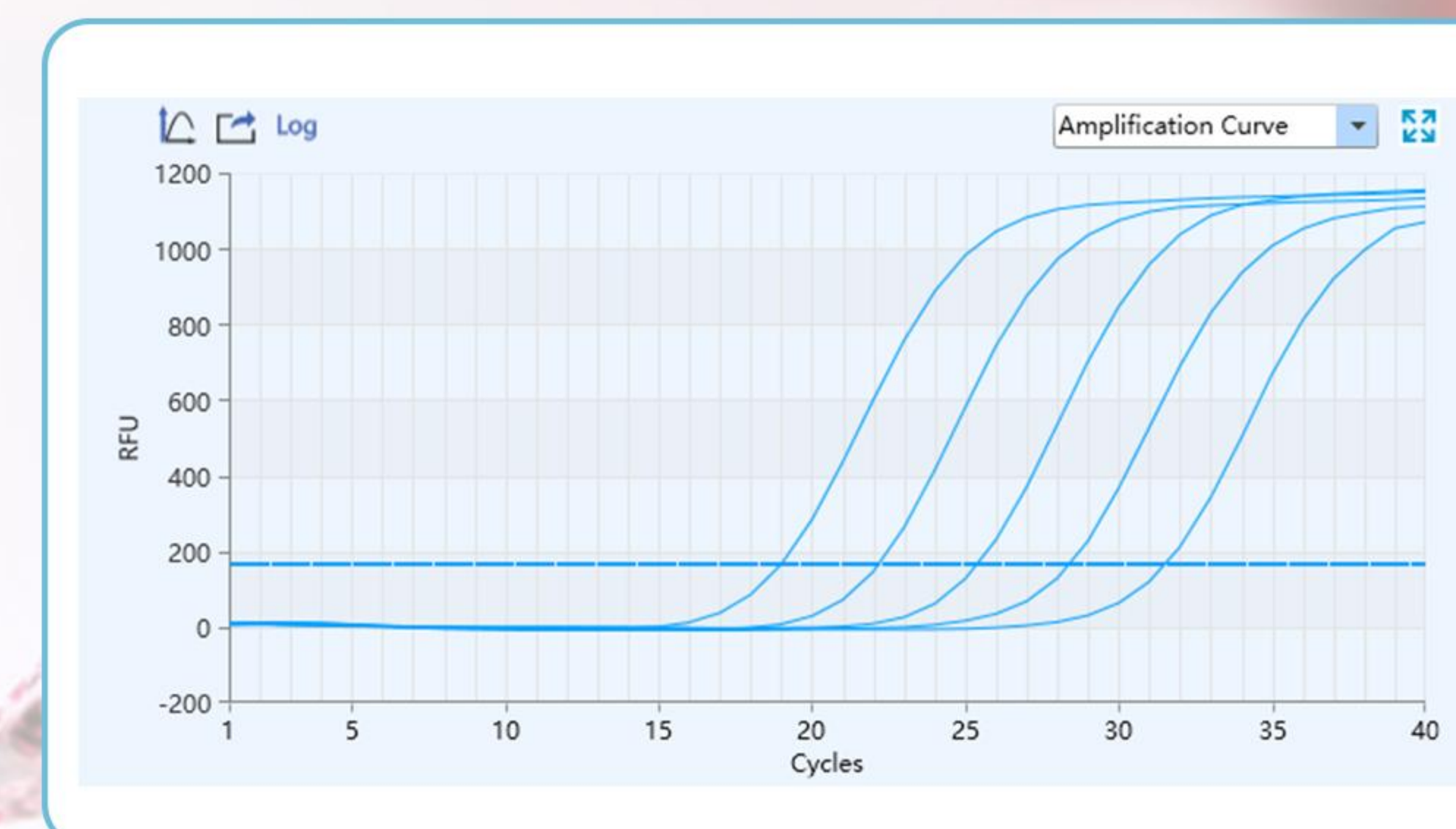
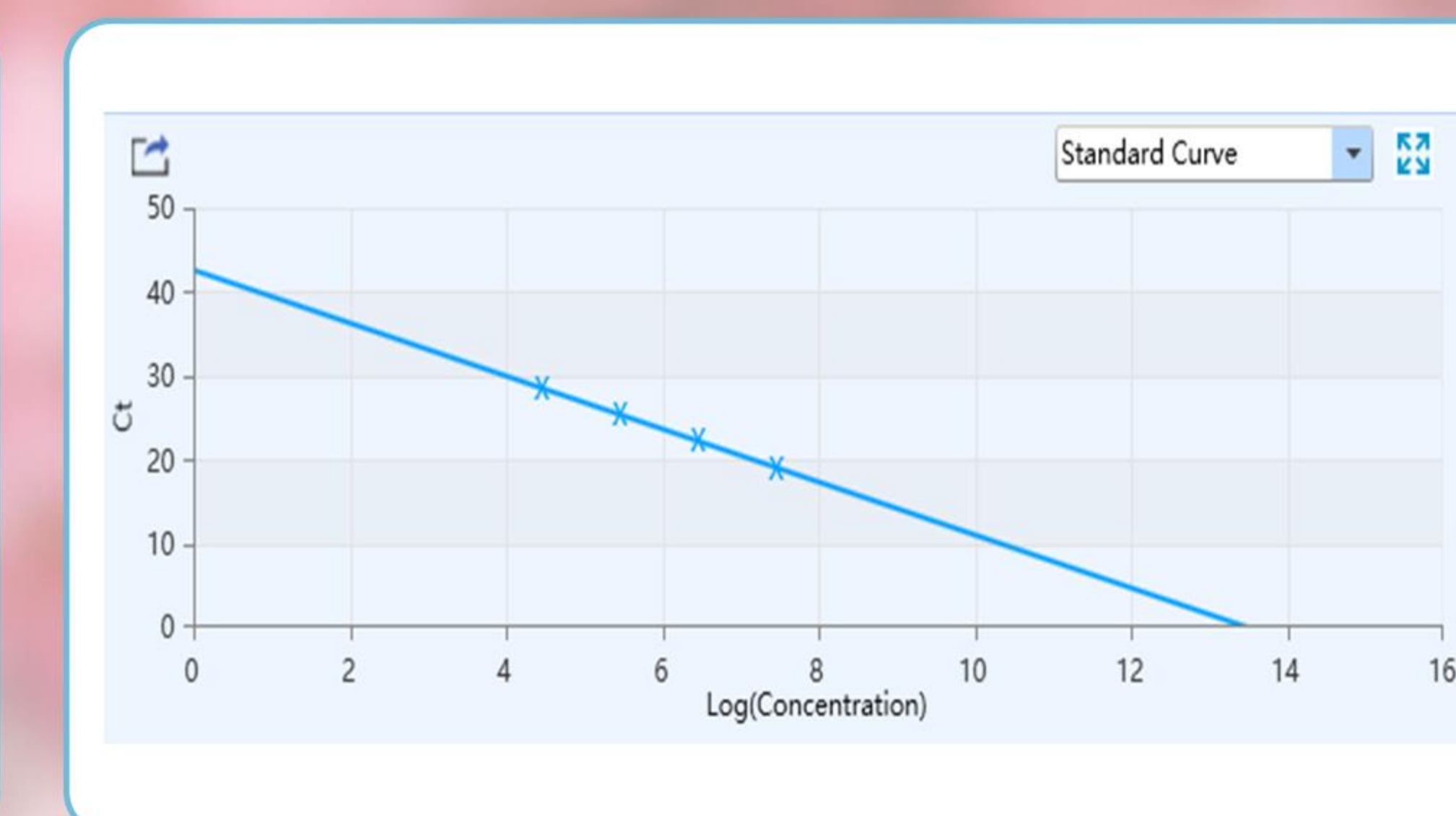


Figure 2: Linearity for Tianlong HCMV Nucleic Acid Detection Kit



ORDERING INFORMATION

Product Name	Human Cytomegalovirus (HCMV) Nucleic Acid Detection Kit (Fluorescence PCR Method)
Cat.No	P107H
Specification	32T/kit
Specimen	Urine sample
Linear range	1.0×10^3 copies/mL ~ 1.0×10^8 copies/mL
LOD	500 copies/mL
Precision	≤5%
Storage & Validity	-25°C~-15°C for 12 months
Applicable Equipment	Instruments with FAM, VIC (HEX) fluorescence channels such as Tianlong Gentier Real-time PCR Systems, ABI7500 real time PCR systems

ASSAY WORKFLOW



version 1.0

All rights reserved by Tianlong. September 13, 2022



Tianlong Science and Technology
Mail: inquiry@medtl.com
Phone: 86 029 82682132
Website: www.tlgenetech.cn
Address: No. 389 Zhuhong Road, Xi'an, China