

Bring **Technology to Life!**



Human HLA-B*5801 Gene Nucleic Acid Detection Kit

(Fluorescence PCR Method)

Human Leukocyte Antigens (HLA) play a key role in the development of severe immune-mediated adverse drug reactions. Multiple phenotypically distinct immune-mediated adverse drug reactions have been associated in particular with the carriage of specific HLA class I risk alleles.

For Asians, especially the Han people, HLA-B*5801 is highly related to an allergy to allopurinol, a commonly used drug for the treatment of gout and hyperuric acid. Individuals with the genetic marker HLA-B*5801 have a much higher risk of blindness, death, and Stevens-Johnson syndrome after taking this drug. Therefore, testing whether the HLA-B*5801 allele is carried can reduce the risk of SJS/TEN induced by allopurinol in patients.

The Tianlong Human HLA-B*5801 Gene Nucleic Acid Detection Kit is intended for the qualitative detection of the human HLA-B*5801 gene nucleic acid by Real-time Polymerase Chain Reaction (Real-time PCR) method. It can detect the human HLA-B*5801 gene in the genomic DNA of human peripheral blood samples.



FEATURES



Wide Coverage

Reliable detection of Human HLA-B*5801 Gene in exon 2 and exon 3



High Sensitivity

The limit of detection is up to 1ng/μL



Internal Control

The use of internal control system in the kit can effectively prevent false negative results



High Precision

The precision values of intra and inter Ct values are all ≤5%



User-friendly

Widely applicable in instruments with FAM, HEX/VIC, Texas Red fluorescence channels



More Accessible

CE marked, accessible for more countries

DATA INTERPRETATION

Figure 1: Positive standard sample amplification curve

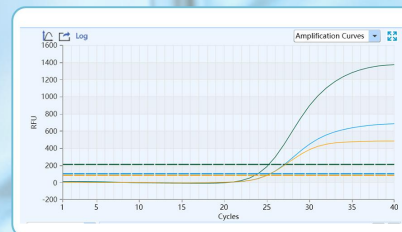
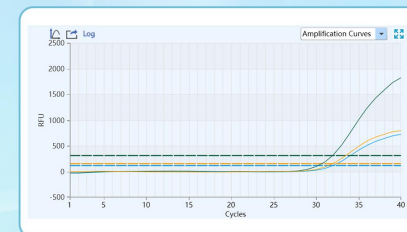


Figure 2: LOD amplification curve



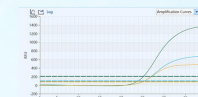
Positive standard: If the Ct values of both the FAM channel and HEX/VIC channel are ≤36, the result can be considered HLA-B*5801 gene nucleic acid Positive.

ORDERING INFORMATION

Product Name	Human HLA-B*5801 Gene Nucleic Acid Detection Kit (Fluorescence PCR Method)
Cat.No	P127H
Specification	25T/Kit
Specimen	Peripheral blood
Target Gene	Human HLA-B*5801 Gene
Sensitivity	1ng/μL
Precision	≤5%
Storage & Validity	-25°C~-15°C for 12 months
Applicable Equipment	Instruments with FAM, HEX/VIC, Texas Red fluorescence channels such as Applied Biosystems™ 7500 Real-Time PCR Systems, Tianlong Gentier Real-time PCR Systems

ASSAY WORKFLOW

- 1 Sample Collection
- 2 Nucleic Acid Extraction
- 3 PCR Detection
- 4 Analysis and Report



version 2.0

All rights reserved by Tianlong. August 9, 2022



Tianlong Science and Technology

Mail: inquiry@medtl.com
 Phone: 86 029 82682132
 website: www.tlgenetech.cn
 Address: No. 389 Zhuhong Road, Xi'an, China